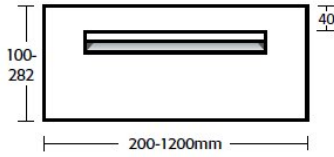
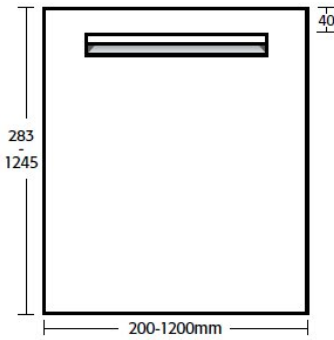


Zurfiz Inset Curved Handle Options



Drawer Fronts

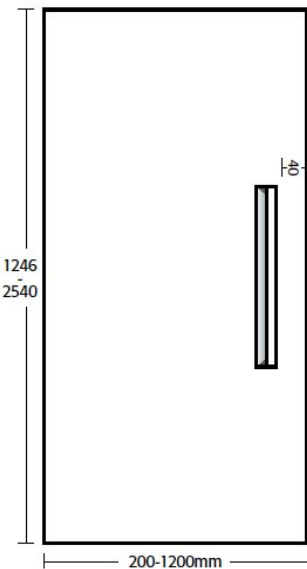
Drawer fronts (100mm H - 282mm H) are supplied with the handle in a horizontal position.



Kitchen Doors

Doors (283mm H - 1245mm H) are supplied as standard, unless requested, with the handle in a horizontal position.

Note: Doors can be used with the handle position top or bottom as the handle is reversible.

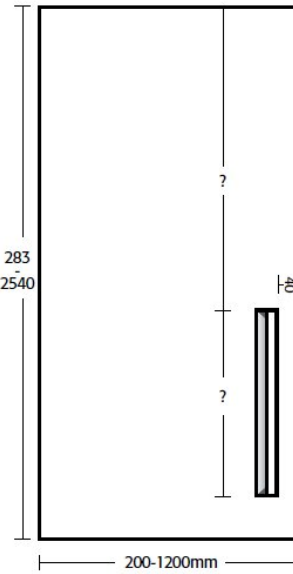


Tall Doors

Doors (1246mm H - 2540mm H) are supplied as standard with the handle centred in a vertical position.

A 330mm handle will be supplied as standard.

Note: Doors can be used as left or right hand as the handle is reversible.



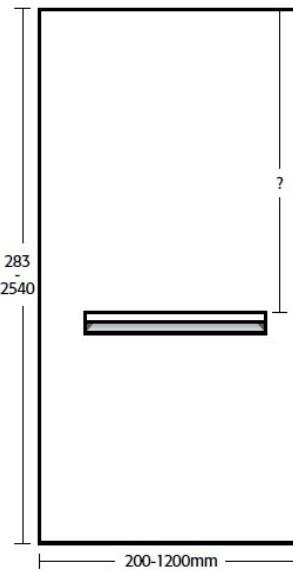
Alternative Handle Positions

Doors (283mm H - 2540mm H)

We can supply the handle in any vertical left or right height position. You can choose any of the six handle lengths.

When ordering:

- state handle length
- state distance from the top edge of the door to the top of the handle
- state left or right position.



Doors (283mm H - 2540mm H)

We can supply the handle fitted in a horizontal position.

When ordering:

- state distance from the top edge of the door to the top of the handle

Handle lengths supplied as per table below.

When ordering doors with hinge holes state left or right hand door and handle position.

Handle Lengths for Door Sizes

Handle Length	Standard Width Doors	Non Standard Width Doors
138mm	296mm	200-346mm
234mm	396mm	347-446mm
330mm	496mm	447-546mm
426mm	596mm	547-739mm
620mm	796mm	740-939mm
820mm	996mm	940-1200mm

